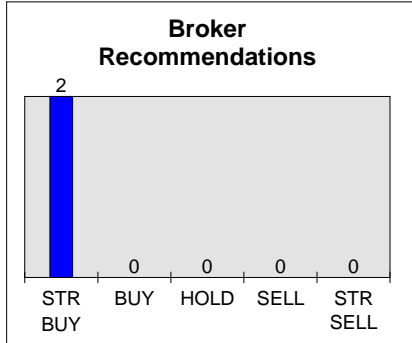


A-POWER ENERGY		APWR	NSDQ	Industry: ENERGY-ALT SRCS			Type: Mid Cap	
Price \$26.88	P/E (12 mo)	Mkt Cap (millions) \$879	Yield (%) 0.0%	Sales (12 mo)	Sls Gr (1st 5 yr)	EPS Gr (1st 5 yr)	Zacks Target Price 30.60	Zacks Rec Relative to Mkt BUY

A-Power Energy Generation Systems, Ltd., formerly Chardan South China Acquisition Corp., through its PRC operating subsidiary, Liaoning GaoKe Energy Group Co., Ltd., is the largest provider of distributed power generation systems in China and will enter into China's wind energy market. The Company is also focused on developing and commercializing additional renewable energy technologies and has strategic relationships with both, Tsinghua University and the China Sciences Academy in Guangzhou.



Price/Volume Data

52-Wk High \$30.82
Low \$12.41
PriceChg-YTD -YTD(Rel)
Avg Dly Vol (000) 1016
Exp Return/Risk
Yld+Exp EPS Gr 50%
Beta

Zacks (1-5) Quantitative Score (1=Highest)

Rank = 1 Risk =

EPS and Sales		Yr/Yr		Yr/Yr	
FY	EPS	Growth	SLS	Growth	
12/07 Act	1.78		153		
12/08 Est	1.15	-54%	392	61%	
12/09 Est	1.47	27%	608	36%	

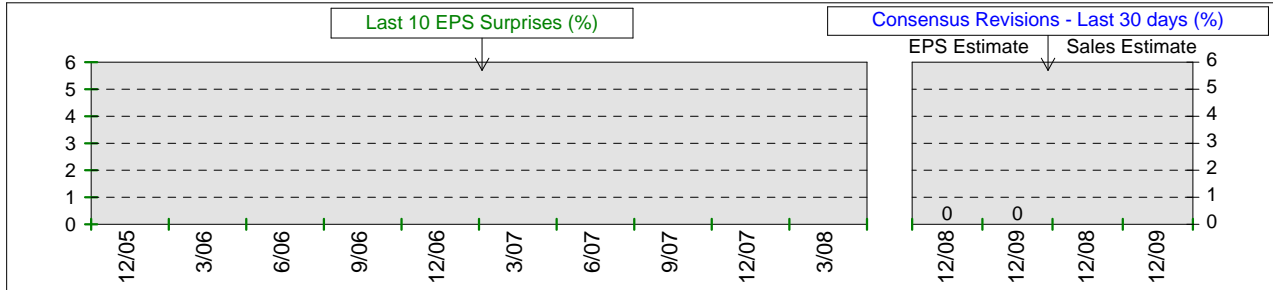
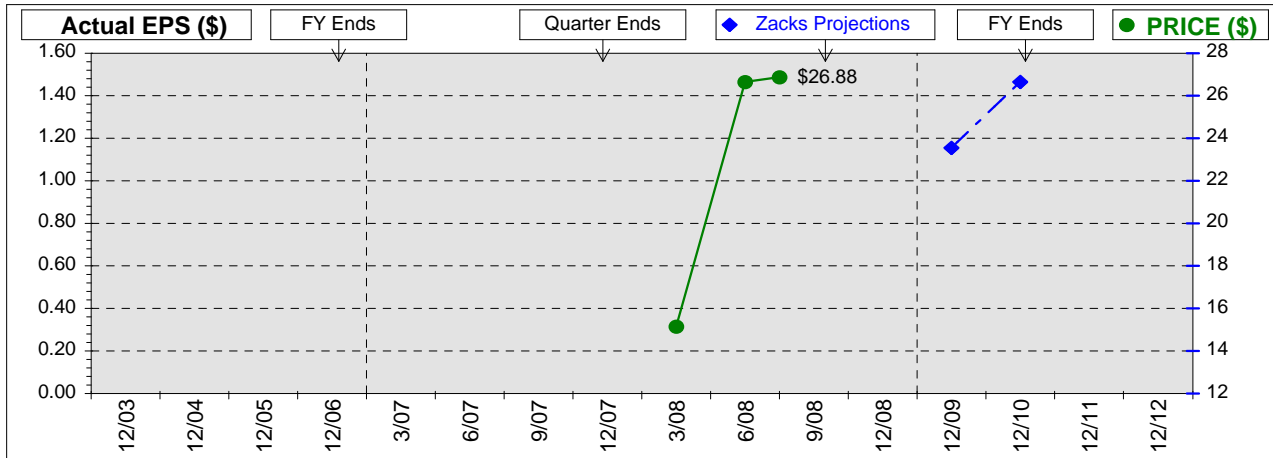
Other Key Measures

	Current	5-Yr Avg	10-Yr Avg
P/E Rel S&P			
Net Margin			10%
ROE			
LT Debt/Cap			

Shareholder Data

Shares Out (mil) 33
Institutions Own 21%
Insiders Own

Avg Broker Rec	#Up (last 30 days)	#Dn (last 30 days)
STRONG BUY	0	0



Zacks Industry Outlook: NEUTRAL	Industry Comparables										
	Pr Chg YTD	P/E (12Mo)	EPS Gr 5Yr Est	Price/Book	Price/Sales	Price/CF	Lynch Ratio (GROW/PE)	Div Yield	Net Margin	ROE	Debt/Cap
A-POWER ENERGY			50%			14.8		0.0%			
INDUSTRY AVG *	-38	23.0	34%	1.9	-76.7	18.1	1.47	0.0%	-109%	-54%	26%
S&P 500	-16%	13.7	12%	4.3	1.9	12.2	0.89	2.3%	12%	24%	36%

* 66 companies in industry. APWR is 18/66 in Sales, 15/66 in Net Income and ranked 0/66 by Zacks for appreciation

Latest Splits:

Ex-Div. Date: