


ORMAT TECH INC		ORA	NYSE	Industry: ENERGY-ALT SRCS			Type: Mid Cap	Blend
Price	P/E (12 mo)	Mkt Cap (millions)	Yield (%)	Sales (12 mo)	Sls Gr (1st 5 yr)	EPS Gr (1st 5 yr)	Zacks Target Price	Zacks Rec Relative to Mrk
\$46.77	45.0	\$2120	0.4%	\$304	11%	-6%	56.00	BUY

ORMAT brings three decades of experience in the development, manufacture, and marketing of innovative power systems. ORMAT Energy Converter units, combined into modular power plants; use locally available heat sources, including geothermal energy (steam and hot water), recovered energy generation, solar energy, biomass, and low grade fuels.



Price/Volume Data
 52-Wk High \$57.00
 Low \$38.72
 PriceChg-YTD -15%
 -YTD(Rel) 2%
 Avg Dly Vol (000) 246
Exp Return/Risk
 Yld+Exp EPS Gr
 Beta 0.99

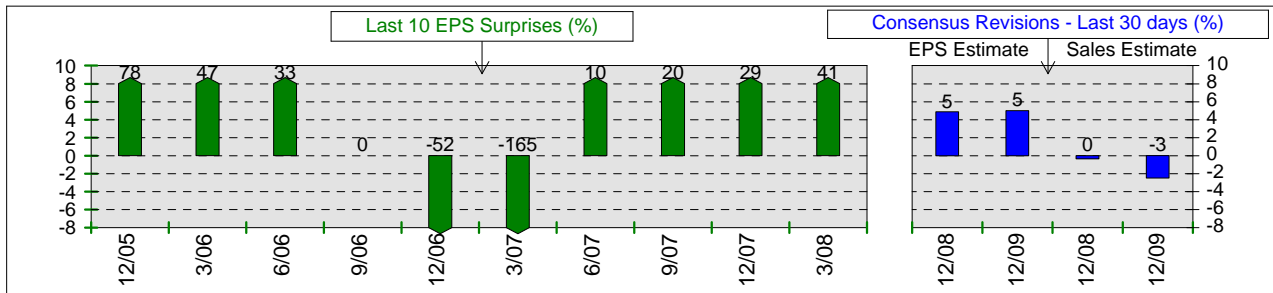
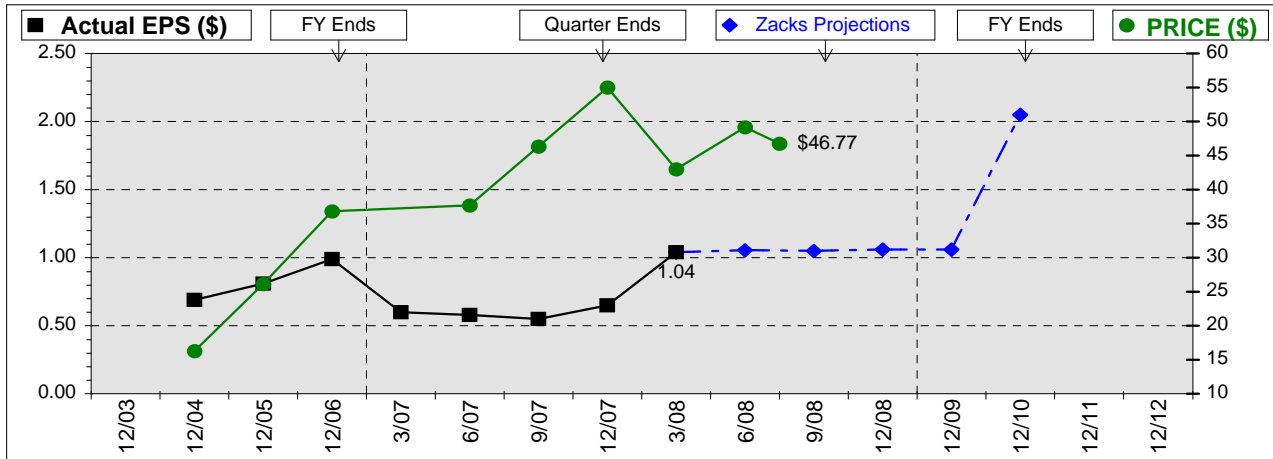
Zacks (1-5) Quantitative Score (1=Highest)
 Rank = 1 Risk =

EPS and Sales		Yr/Yr	
FY	EPS	Growth	SLS
12/07 Act	0.65	-34%	296
12/08 Est	1.06	39%	333
12/09 Est	2.05	93%	598

Other Key Measures			
	Current	5-Yr Avg	10-Yr Avg
P/E Rel S&P	327%	309%	309%
Net Margin	14%	9%	9%
ROE	7.6%	10.4%	10%
LT Debt/Cap	36%	60%	57%

Avg Broker Rec	#Up (last 30 days)	#Dn (last 30 days)
HOLD	0	0

Shareholder Data
 Shares Out (mil) 45
 Institutions Own 31%
 Insiders Own



Zacks Industry Outlook:	Industry Comparables										
	Pr Chg YTD	P/E (12Mo)	EPS Gr 5Yr Est	Price/Book	Price/Sales	Price/CF	Lynch Ratio (GROW/PE)	Div Yield	Net Margin	ROE	Debt/Cap
NEUTRAL											
ORMAT TECH INC	-15%	45.0		3.0	7.0	26.5		0.4%	14%	8%	36%
INDUSTRY AVG *	-38	23.0	34%	1.9	-76.7	18.1	1.47	0.0%	-109%	-54%	26%
S&P 500	-16%	13.7	12%	4.3	1.9	12.2	0.89	2.3%	12%	24%	36%

* 66 companies in industry. ORA is 15/66 in Sales, 12/66 in Net Income and ranked 7/66 by Zacks for appreciation

Latest Splits:

Ex-Div. Date: 05/16/08