


WESTERN DIGITAL			WDC	NYSE	Industry: COMP-STORAGE DV			Type: Large Cap Blend	
Price	P/E (12 mo)	Mkt Cap (millions)	Yield (%)	Sales (12 mo)	Sls Gr (1st 5 yr)	EPS Gr (1st 5 yr)	Zacks Target Price	Zacks Rec Relative to Mrk	
\$30.81	12.1	\$6867	0.0%	\$7452	26%	43%	33.30	BUY	

Western Digital Corp. designs, develops, manufactures and markets a broad line of hard drives featuring leading-edge technology. The company's hard drives are designed for the desktop PC market and the high-end hard drive market and, recently, for the emerging market for hard drives specially designed for audio-visual applications, such as new video recording devices. The company sells its products worldwide to computer manufacturers for inclusion in their computer systems or subsystems and to distributors, resellers and retailers.



Price/Volume Data

52-Wk High	\$33.62
Low	\$9.93
PriceChg-YTD	169%
-YTD(Rel)	145%
Avg Dly Vol (000)	5116
Exp Return/Risk	
Yld+Exp EPS Gr	13%
Beta	1.56

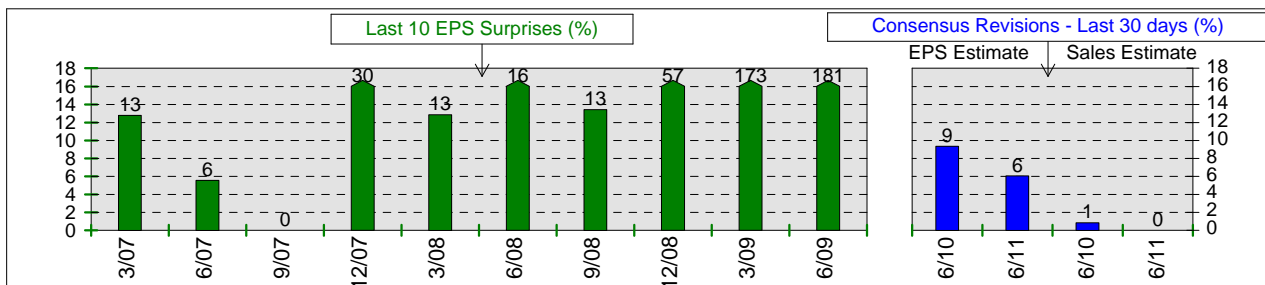
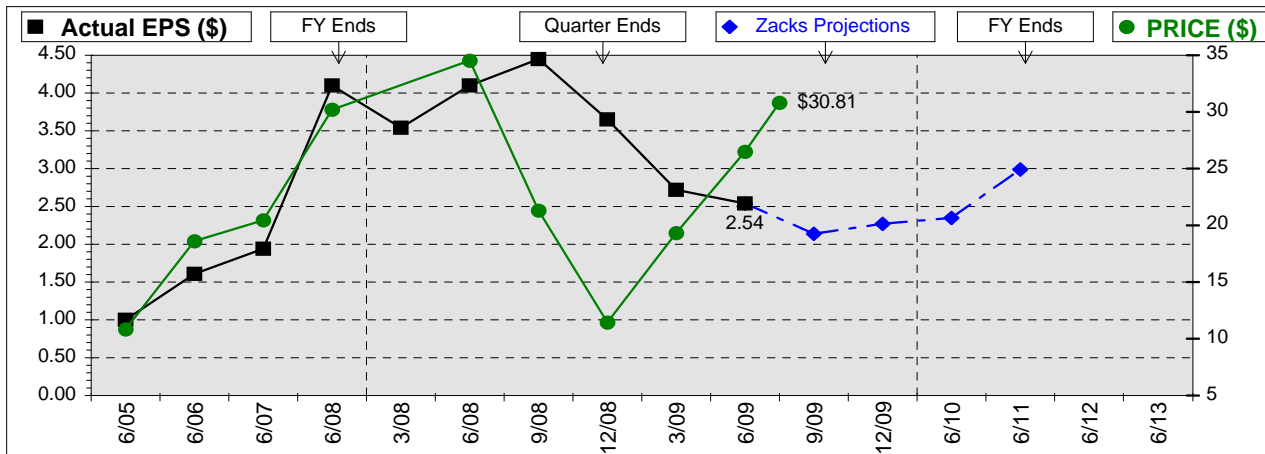
Zacks (1-5) Quantitative Score (1=Highest)

Rank = 1		Risk = 4	
EPS and Sales		Yr/Yr	
FY	EPS	Growth	SLS
6/09 Act	2.54	-38%	7453
6/10 Est	2.35	-8%	7115
6/11 Est	2.99	27%	7006
Other Key Measures			
	Current	5-Yr Avg	10-Yr Avg
P/E Rel S&P	61%	64%	69%
Net Margin	6%	8%	4%
ROE	21.4%	34.9%	6%
LT Debt/Cap	12%	6%	36%

Avg Broker Rec	#Up (last 30 days)	#Dn (last 30 days)
BUY	0	0

Shareholder Data

Shares Out (mil)	223
Institutions Own	81%
Insiders Own	1%



Zacks Industry Outlook:	Industry Comparables											
	Pr Chg YTD	P/E (12Mo)	EPS Gr 5Yr Est	Price/Book	Price/Sales	Price/CF	Lynch Ratio (GROW/PE)	Div Yield	Net Margin	ROE	Debt/Cap	
NEUTRAL	169%	12.1	13%	2.3	0.9	5.1	1.03	0.0%	6%	21%	12%	
WESTERN DIGITAL												
INDUSTRY AVG *	71	22.0	13%	1.7	1.4	10.6	0.60	0.0%	-5%	4%	12%	
S&P 500	8%	19.8	11%	6.1	1.6	10.0	0.53	2.2%	11%	35%	37%	

* 33 companies in industry. WDC is 3/33 in Sales, 2/33 in Net Income and ranked 9/33 by Zacks for appreciation

Latest Splits: 06/04/97 2 Ex-Div. Date: